

TOSHIBA

Leading Innovation >>>


LED Lighting

Ecology-Friendly Innovation in Lighting

Remarks :

★ Models in Japanese style with 100V are currently available.

★ E-CORE LED residential model
Surface mounted fixture



LEDH81000L-LD

Power Consumption: 38W (estimated)
Luminous Flux: 1,750lm
CRI : 92
Rated life: 40,000 hours

E-CORE LED downlight
900 class (dimnable)



LEDD-70008L-LD1

Power Consumption: 14.8W
Luminous Flux: 500lm
CRI : 92
Rated life: 40,000 hours


E-CORE LED downlight
400 class (dimnable)



LEDD-66007L-LD1

Power Consumption: 8.3W
Luminous Flux: 290lm
CRI : 70
Rated life: 40,000 hours

E-CORE LED recessed
fixture(square)



LEDR-32401W-LD9

Power Consumption: 38W
Luminous Flux: 3,200lm
CRI : 70
Rated life: 40,000 hours

E-CORE LED surface-mounted
fixture(square)



LEDT-32401W-LD9

Power Consumption: 38W
Luminous Flux: 3,200lm
CRI : 70
Rated life: 40,000 hours

★ E-CORE LED wall mounted
fixture



LEDB80909W-LS

Power Consumption: 5.3W
Luminous Flux: 265lm
CRI : 70
Rated life: 40,000 hours

E-CORE LED surface-mounted
fixture Linear type



LEDT-32001W-LD9

Power Consumption: 38W
Luminous Flux: 3,200lm
CRI : 70
Rated life: 40,000 hours

E-CORE LED surface-mounted
fixture Linear type



LEDT-48001W-LD9

Power Consumption: 57W
Luminous Flux: 4,800lm
CRI : 70
Rated life: 40,000 hours

E-CORE LED street light



LEDK-70941WP-LS1

Power Consumption: 33W
Luminous Flux: 2,427lm
CRI : 70
Rated life: 40,000 hours

★ E-CORE LED bollard



LEDG80909W-LS

Power Consumption: 5.3W
Luminous Flux: 265lm
CRI : 70
Rated life: 40,000 hours

LED LAMPS PRODUCTS

E-CORE LED lamp 4.3W
Standard light bulb type



LEL-AW4N

Base Cap: E26
Power Consumption: 4.3W
Luminous Flux: 310lm
Luminosity (Cd): 74
Rated life: 40,000 hours

E-CORE LED lamp 6.3W
Standard light bulb type



LEL-AW6N

Base Cap: E26
Power Consumption: 6.3W
Luminous Flux: 500lm
Luminosity (Cd): -
Rated life: 40,000 hours

E-CORE LED lamp
Reflector type



LEL-SL5N-F/2

Base Cap: E26
Power Consumption: 5.3W
Luminous Flux: 360lm
Luminosity (Cd): 400
Rated life: 20,000 hours

E-CORE LED lamp
PAR beam type



LEL-BR9N-F

Base Cap: E26
Power Consumption: 9W
Luminous Flux: 595lm
Luminosity (Cd): 2,180
Rated life: 20,000 hours


★ E-CORE LED pendant fixture



LED80000L-LS

Base Cap: GX-53
Power Consumption: 7W (estimated)
Luminous Flux: 200lm (estimated)
Rated life: 40,000 hours

Authorized Agent



富新工程有限公司
Fu Sun Engineering Ltd.

Room 302, 3/F, Cheong Lee Building, No. 208 Tsat Tsz Mui Road, North Point, Hong Kong
Tel : (852) 2570-8193 Fax : (852) 2571-3150 Mainland enquiry : (86)135-6070-2932
e-Mail : fusun@hknet.com Web site : www.fusun-toshiba.com
Contact person : Mr. Law

★ Mercury-free ceramic
metal halide lamp



Mercury-free
High efficacy 100lm/W
High CRI: 85